





Convention Centre – Analysis of Public Submissions



Would you like to make a submission on the Queenstown Lakes District Convention Centre?

Response	Chart	Percentage	Count
Yes		73.7%	645
No		26.3%	230
Total Responses			875



The Council proposes to make a final go / no go decision on the development of a convention centre at Lakeview as a result of the community's views expressed through this Draft Annual Plan consultation process. In your view, what should the Council do?

Response	Chart	Percentage	Count
Yes, the Council should proceed with the proposed convention centre.		59.3%	369
No, the Council should not proceed with the proposed convention centre.		40.7%	253
Total Responses			622

The Council proposes that the entire Lakeview site be developed to accommodate the convention centre, hot pools (Ngai Tahu) and other developments on the remaining land. Do you support this development of the site?

Response	Chart	Percentage	Count
Yes		62.7%	371
No		37.3%	221
Total Responses			592

If the Council decides to proceed and lead the development of a convention centre at the Lakeview site, do you support the proposed rate changes to fund the Council's share of the costs?

Response	Chart	Percentage	Count
Yes		51.7%	314
No		48.3%	293
Total Responses			607

Submission Results by location: Please select the area that best describes where you own property?

Question 1: The Council proposes to make a final go / no go decision on ...	Total:	Yes	%	No	%
Queenstown/Wakatipu	206	127	61.7	79	38.3
Wanaka/Upper Clutha	181	63	34.8	118	65.2
Arrowtown	35	12	34.3	23	65.7
Other	8	3	37.5	5	62.5
Out of the district	192	164	85.4	28	14.6
Total:	622	369	59.3	253	40.7

Question 2: The Council proposes that the entire Lakeview site be developed...	Total:	Yes	%	No	%
Queenstown/Wakatipu	202	131	64.9	71	35.1
Wanaka/Upper Clutha	162	61	37.7	101	62.3
Arrowtown	33	16	48.5	17	51.5
Other	8	5	62.5	3	37.5
Out of the district	187	158	84.5	29	15.5
Total:	592	371	62.7	221	37.3

Question 3: If the Council decides to proceed and lead the development of...	Total:	Yes	%	No	%
Queenstown/Wakatipu	202	110	54.5	92	45.5
Wanaka/Upper Clutha	173	43	24.9	130	75.1
Arrowtown	34	10	29.4	24	70.6
Other	9	1	11.1	8	88.9
Out of the district	189	150	79.4	39	20.6
Total:	607	314	51.7	293	48.3